



rtc[®]

COUPLING TECHNOLOGY

-  Water
-  Pneumatic
-  Hydraulic
-  Electrical
-  Accessories

127

rtc TYPE



Temperature Range - Temperaturbereich

-20°C +100°C (-4°F +212°F) Nitril (N)
-10°C +180°C (+14°F +356°F) FPM (V)
-20°C +150°C (-4°F +302°F) EPDM (E)

Max. Working Pressure - Max. Betriebsdruck

rtc 127.37 10 bar (145 PSI)

Flow size - Nennweiten

rtc 127.37 37 mm

Standard version - Standardversion

Nitrile (NBR)

Options - Optionen

Fluorocarbone - FPM (V)
EPDM: (E)

Material

Coupler Body -
Kupplungsgrundkörper
Sleeve - Hülse
Valve - Ventil
Springs - Federn
Seals - Dichtungen

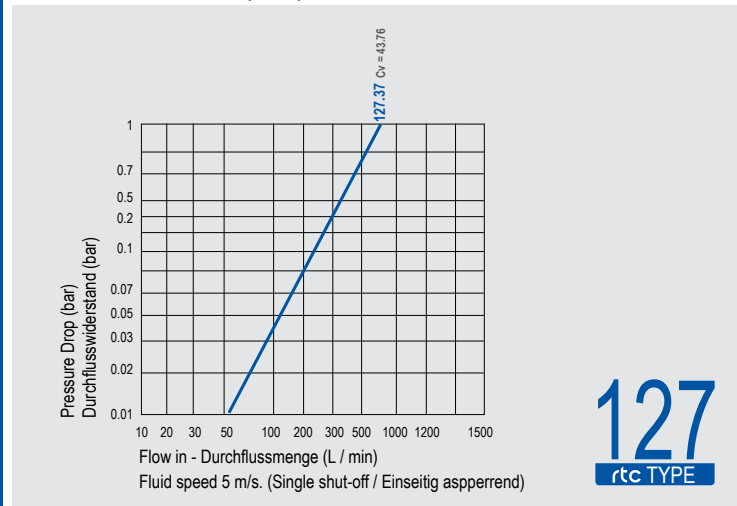
Brass Nickel Plated -
Messing Vernickelt
Brass Nickel Plated - Messing Vernickelt
Brass Nickel Plated - Messing Vernickelt
Stainless Steel - Edelstahl
Nitrile (N)

Plug - Nippel

Brass Nickel Plated -
Messing vernickelt




Flow Rate vs Pressure Drop Graph / Durchflussrate vs Druckabfall

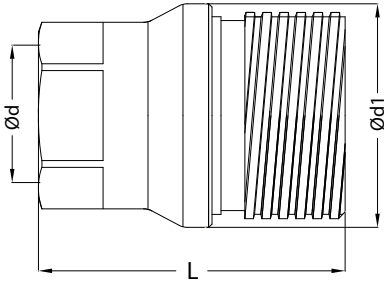


127
rtc TYPE

rtc TYPE 127



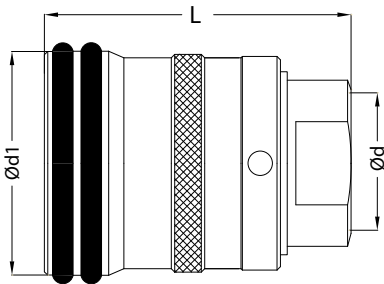
Socket / Kupplung	Size Größe	Order No / Bestellnr.	Ød	Ød1	L	HEX.
	37	127.37 SFB 60	BSP 2	39	138	77
	37	127.37 SNB 60	NPT 2	39	138	77
	37	127.37 SUB 63	UNF 2-1/2-12	39	138	77



rtc TYPE 127



Plug / Nippel	Size Größe	Order No / Bestellnr.	Ød	Ød1	L	HEX.
	37	127.37 PFB 60	BSP 2	39	138	77
	37	127.37 PNB 60	NPT 2	39	138	77
	37	127.37 PUB 63	UNF 2-1/2-12	39	138	77



rtc TYPE 127



Socket and Plug / Kupplung und Nippel	Size Größe	Brass Messing	Steel Stahl	Stainless Steel / Edelstahl (AISI 303 / AISI 316)
	BSP 2	30 bar	95 bar	90 bar

